

# Agile™ Wireless Fire Detection

## Overview

### Features

- Wireless mesh network bidirectional communication technology
- Two communication paths to each wireless device
- 18RF channels at 865 - 870 MHz
- 2 integrated antennas on each wireless fire device
- Up to 400m free air communication range
- 5 years average service life
- S200 CLIP and Advanced Protocol loop communication
- Addresses set using S200 rotary switches
- Wired fire devices look and feel
- Patented battery service life prediction feature
- Loop powered Gateway
- Up to 8 Gateways per loop (in severe interference)
- Up to 50 Wireless devices per Gateway (32 fire devices and 18 remote indicators as per EN54-25 Regulation).
- Agile IQ™: Easy wireless system design, configuration and diagnostics



## Description

The Agile™ Wireless Fire Detection System is a newly designed platform of wireless fire devices suitable for all applications where wired fire devices cannot be installed for economic or aesthetic reasons. The look and feel of our wired fire devices combined with cutting edge wireless mesh network technology delivers superior performance when compared to traditional wireless star network technologies.

### MESH

The new wireless platform is powered by robust mesh network technology providing up to two communication paths to each wireless device. This makes the network highly reliable, protecting against broken communication links. Mesh network technology enables flexible and economic installations in a wide variety of building footprints.

### INTEGRATION




The Agile™ Wireless Fire Detection System is an extension of the Series 200 product range. It features the same class leading device design, detection performance, false alarm immunity and system functionality. Wireless devices can be seamlessly integrated into existing panels supporting Series 200 protocols, giving the fire system the flexibility to be easily extended.

### SOFTWARE

All operations for the design, configuration and diagnostics of the Agile™ Wireless Fire Detection System will be facilitated by the AgileIQ™ PC based software tool. It enables the PC to exchange information with the wireless devices without any hardwired connection by means of a wireless USB dongle. The management software will run under Windows operating systems ranging from Windows XP to Windows 10.

All System Sensor products are covered by our three year warranty.

## Architect/Engineer Specifications

							
	Detector	Repeater	WCP	DKM	Gateway	Remote Indicator	USB Dongle
Product Variant	22051TLE-RF <sup>1</sup> 22051E-RF <sup>2</sup> 52051E-RF <sup>3</sup> 52051RE-RF <sup>4</sup>	M200F-RF	R5A-R-00F <sup>5</sup>	DKMCPR <sup>6</sup>	M200G-RF	M200I-RF	M200WC-RF
Radio Frequency	865-870 MHz	865-870 MHz	865-870 MHz	865-870 MHz	865-870 MHz	865-870 MHz	865-870 MHz
Transmitting Power	<25mW e.r.p.	<25mW e.r.p.	<25mW e.r.p.	<25mW e.r.p.	<25mW e.r.p.	<25mW e.r.p.	<25mW e.r.p.
Supply	4 CR123A 3V Batteries	4 CR123A 3V Batteries	4 CR123A 3V Batteries	4 CR123A 3V Batteries	Communication Line Supply Range: 24V Stand by Current: 230µA	2 CR123A 3V Batteries	USB connector type A Average Current: 33mA
Height	70mm (with B501RF base)	52mm (with B501RF base)	94mm	134mm	42mm (with B501RF base)	51mm	13mm
Length /Diameter	102mm	102mm	99mm	134mm	102mm	95mm	96,2mm
Depth			71mm	52mm		37mm	31,2mm
Weight (With batteries)	190g	181g	318g	386g	90g	100g	19,5g
Humidity (No condensation)	10: 93 %RH	10: 93 %RH	10: 93 %RH	10: 93 %RH	10: 93 %RH	10: 93 %RH	N/A
Operating Temperature	-30: 60 °C	-30: 60 °C	-30: 60 °C	-30: 60 °C	-30: 60 °C	-10: 60 °C	0: 50 °C
Fire Standard	EN54-25 (RF) EN54-5 (Thermal) EN54-7 (Photo)	EN54-25 (RF) EN54-18	EN54-25 (RF) EN54-11	EN54-25 (RF) EN54-11	EN54-25 (RF) EN54-18 EN54-17	N/A	N/A
Package weight	263g (22051TLE-) 258g (22051E-) 251g (52051E / RE)	243g	445g	460g	132g	260g (2pcs/box)	63g
Package size (mm)	134 L 109 W 72 H	134 L 109 W 72 H	134 L 109 W 99 H	168 L 148 W 60 H	115 L 112 W 39 H	134 L 109 W 72 H	115 L 112 W 39 H

### Product Range:

1	22051TLE-RF: Photo-Thermal-IR Detector
2	22051E-RF: Photo Detector
3	52051E-RF: 58°C Fixed Temperature Heat Detector
4	52051RE-RF: Rate of Rise Heat Detector
5	R5A-R-00F: Waterproof Manual Call Point
6	DKMCPR: German Red Manual Call Point

### Tools

USB Dongle	M200WC-RF
SURVEY BAG	BAG RF HWKIT
POLE	POLE HWKIT
CUP	CUP HWKIT
ADAPTER x SOLO	SOLOADAPT HWKIT
PC Software	Agile IQ

### System Sensor Europe (Technical Services)

System Sensor Europe  
Unit C2  
Foundry Lane, Horsham, West Sussex,  
RH13 5YZ, UK  
Tel: +44 (0) 1403 226240  
Fax: +44 (0) 1403 330695  
Email: sse.technical@systemsensor.com  
www.systemsensoreurope.com

### System Sensor Europe (Customer Services)

Life Safety Distribution AG  
Javastrasse 2,  
8604 Hegnau  
Switzerland  
Tel.: 0041 44 943 4400  
Email: orders@systemsensor.com

Copyright © 2016 System Sensor. All rights reserved.

All technical data is correct at time of publication and is subject to change without notice. All trademarks acknowledged.

Installation information: in order to ensure full functionality, refer to the installation instructions as supplied.